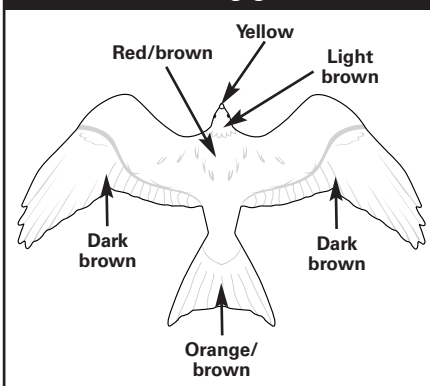




Flapping red kite

Colouring guide

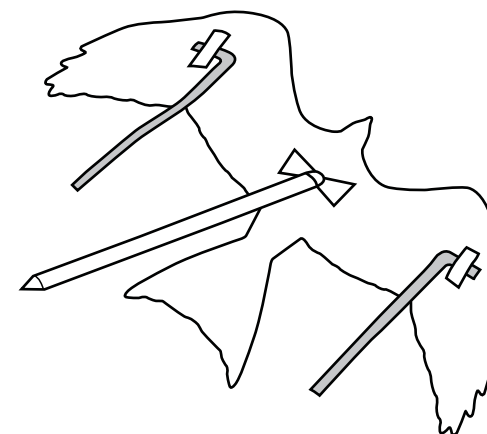
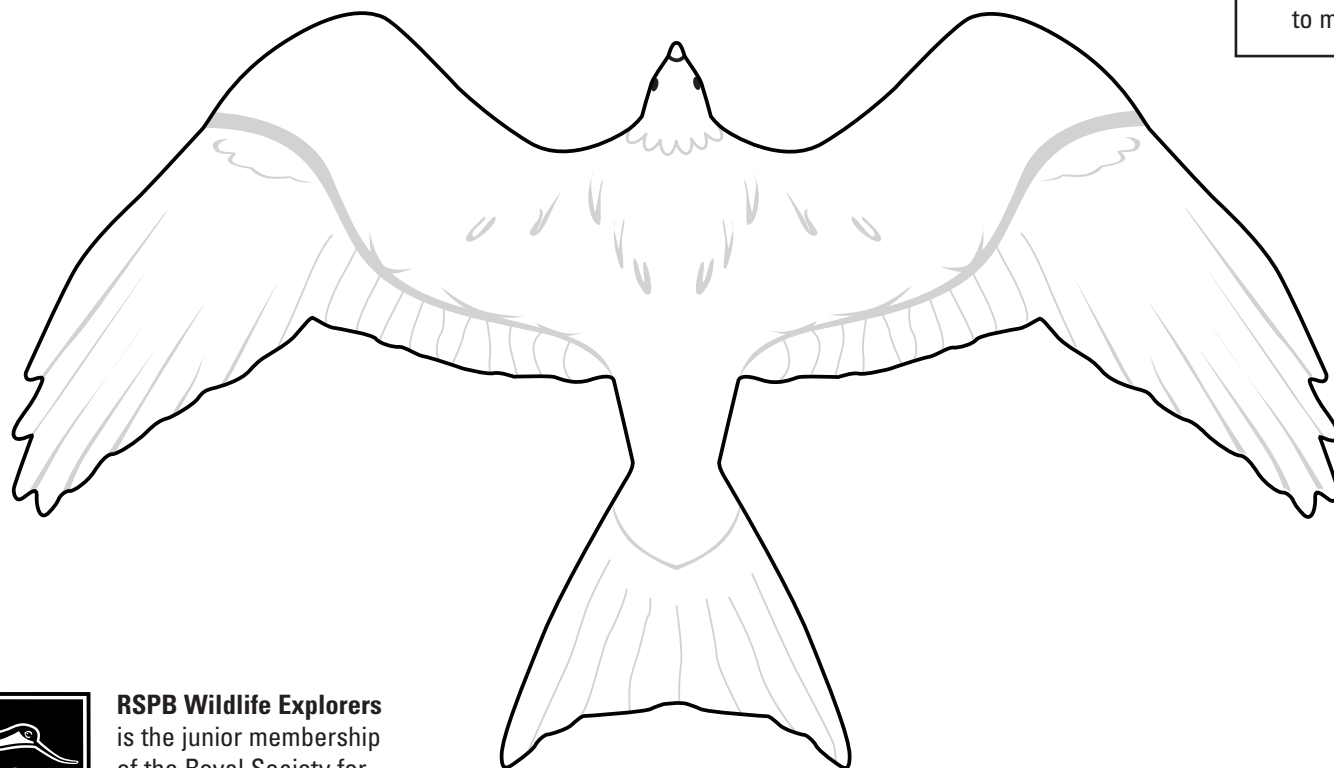


You will need:

- one long, thin, straight stick (you could also use a pencil)
- two pipe cleaners, approx. 10 cm long
- colouring pencils
- sticky tape and/or Blu Tack
- scissors

What to do:

- Colour in the red kite and cut it out carefully.
- Attach the stick to the underneath of the cut out where the X is, using Blu Tack.
- Attach the end of one pipe cleaner to A and the other one to B using sticky tape.
- Wrap the free ends of both pipe cleaners around the stick.
- Push the knot of the pipe cleaners up and down the stick to make the wings flap.



RSPB Wildlife Explorers is the junior membership of the Royal Society for the Protection of Birds.

A

X

B