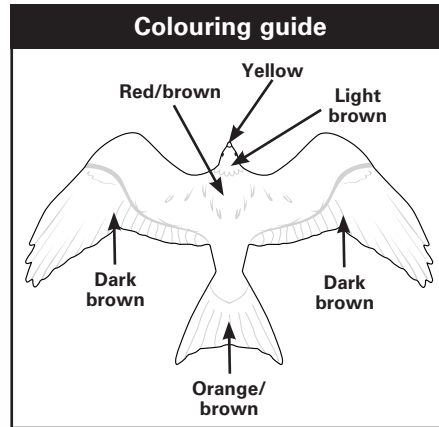




Flapping red kite

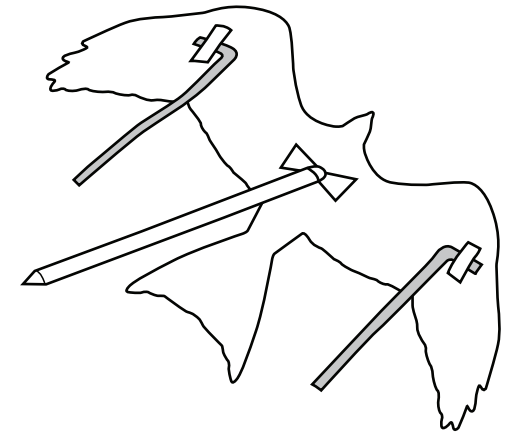
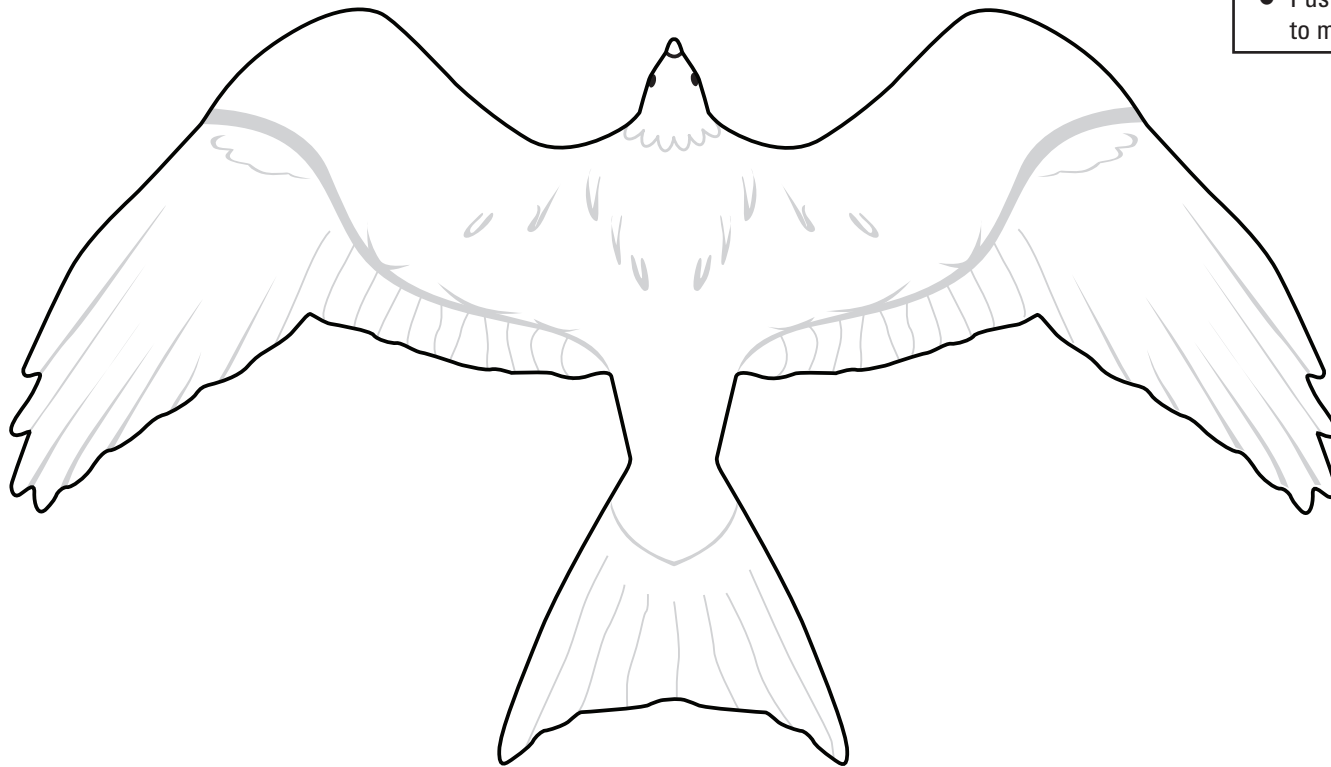


You will need:

- one long, thin, straight stick (you could also use a pencil)
- two pipe cleaners, approx. 10 cm long
- colouring pencils
- sticky tape
- scissors

What to do:

- Colour in the red kite and cut it out carefully.
- Attach the stick to the underneath of the cut out where the X is, using sticky tape.
- Attach the end of one pipe cleaner to A and the other one to B using sticky tape.
- Wrap the free ends of both pipe cleaners around the stick.
- Push the knot of the pipe cleaners up and down the stick to make the wings flap.



RSPB Wildlife Explorers is the junior membership of the RSPB



The RSPB is a registered charity in England & Wales no. 207076, in Scotland no. SC037654 330-1032-13-14

A

X

B